

Strategy Tester Report

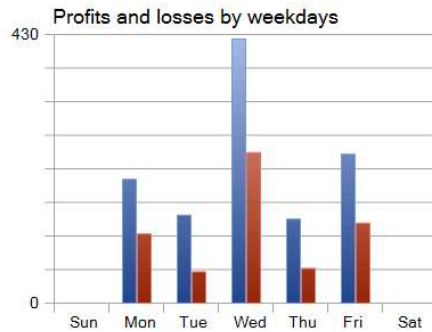
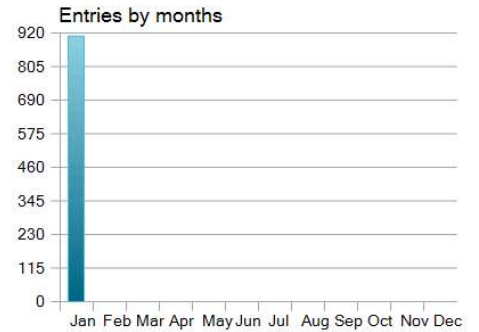
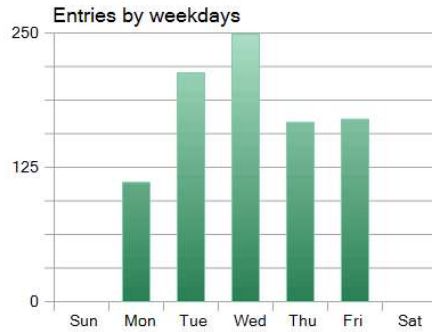
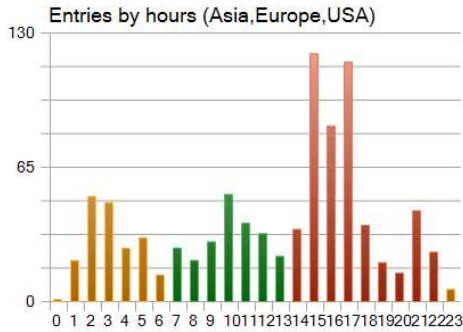
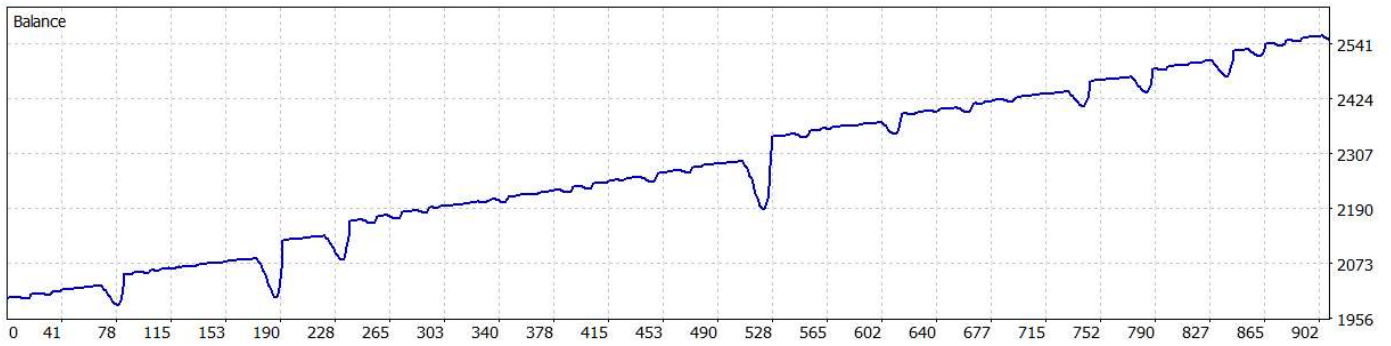
AdmiralMarkets-Live (Build 4230)

Settings

Expert: **Squid Game 2027 v6.2**
 Symbol: **AUDCAD**
 Period: **M1 (2024.01.01 - 2024.02.01)**
 Inputs: **Category=-----Trade Management-----**
 inpTarget=40
 inpLots=0.01
 inpMaxtrade=25
 inpMaxSpread=40
 MAGICMA=20200710
 MAGICMA2=20200820
Category2=-----Advanced Control-----
 inpLastTrade=false
 enableHedgingMode=true
Category3=-----Stop Trading New Series Period-----
 inpStopTradingFrom=1601510400
 inpStopTradingTo=1601510400
Category4=-----Notification Setup-----
 inpNumOrderToReceiveNotification=18
Category5=-----Avoid Trading Before News-----
 inpEnableStopTradingBeforeNews=true
 inpNewsFilterKeyword=*
 inpNewsImpact=3
 inpNewsDuration=14
 inpStopTradingBeforeNews=6
 inpStartTradingAfterNews=4
Category6=-----Stop Trading Before Weekend-----
 inpEnableStopTradingBeforeWeekend=true
 inpHoursBeforeWeekend=6
Category8=-----License-----
 inpLicenseKey=
 Company: **Admiral Markets Group AS**
 Currency: **USD**
 Initial Deposit: **2 000,00**
 Leverage: **1:500**

Results

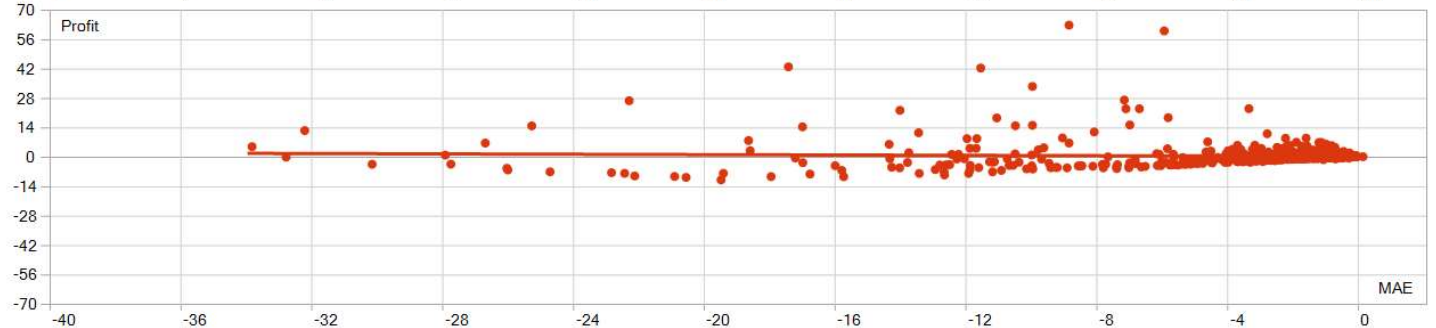
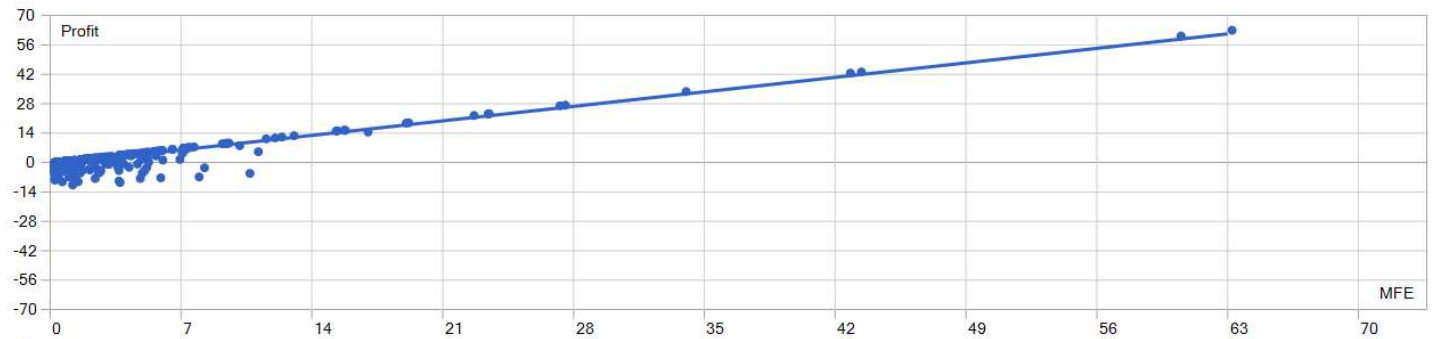
History Quality:	100% real ticks				
Bars:	31536	Ticks:	1804341	Symbols:	1
Total Net Profit:	548.61	Balance Drawdown Absolute:	15.01	Equity Drawdown Absolute:	252.04
Gross Profit:	1 135.21	Balance Drawdown Maximal:	103.19 (4.50%)	Equity Drawdown Maximal:	336.27 (14.76%)
Gross Loss:	-586.60	Balance Drawdown Relative:	4.50% (103.19)	Equity Drawdown Relative:	15.59% (322.85)
Profit Factor:	1.94	Expected Payoff:	0.60	Margin Level:	799.92%
Recovery Factor:	1.63	Sharpe Ratio:	3.48	Z-Score:	-13.33 (99.74%)
AHPR:	1.0003 (0.03%)	LR Correlation:	0.99	OnTester result:	0
GHPR:	1.0003 (0.03%)	LR Standard Error:	20.90		
Total Trades:	910	Short Trades (won %):	473 (65.96%)	Long Trades (won %):	437 (57.67%)
Total Deals:	1820	Profit Trades (% of total):	564 (61.98%)	Loss Trades (% of total):	346 (38.02%)
		Largest profit trade:	62.99	Largest loss trade:	-10.89
		Average profit trade:	2.01	Average loss trade:	-1.70
		Maximum :	18 (9.67)	Maximum consecutive losses (\$):	14 (-103.19)
		Maximal :	156.25 (6)	Maximal consecutive loss (count):	-103.19 (14)
		Average :	5	Average consecutive losses:	3



Correlation (Profits,MFE): **0.92**

Correlation (Profits,MAE): **-0.04**

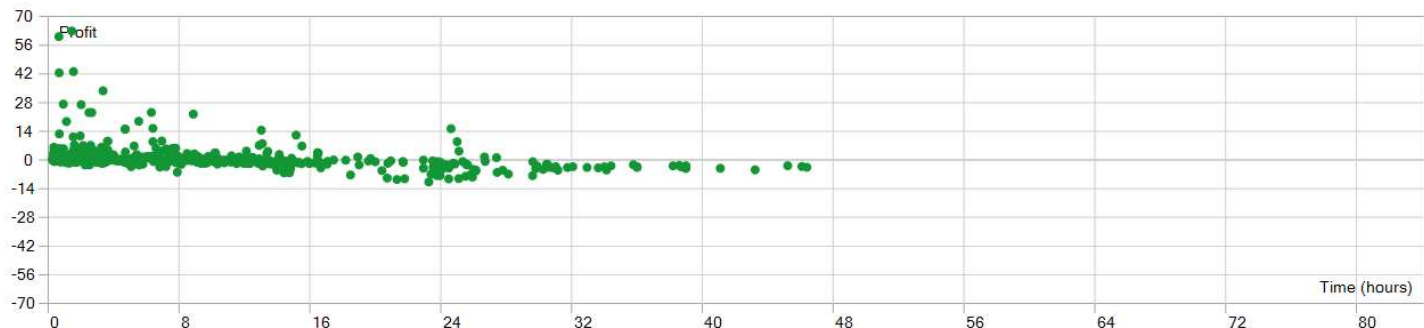
Correlation (MFE,MAE): **-0.3588**



Minimal position holding time: **0:00:04**

Maximal position holding time: **46:06:33**

Average position holding time: **6:16:24**



Orders

Open Time	Order	Symbol	Type	Volume	Price	S / L	T / P	Time	State	Comment
2024.01.02 01:00:01	2	AUDCAD	sell	0.01 / 0.01	0.00000			2024.01.02 01:00:01	filled	Squid Game 2027 6.2-AUDCAD-S-1
2024.01.02 01:01:01	3	AUDCAD	buy	0.01 / 0.01	0.00000			2024.01.02 01:01:01	filled	Squid Game 2027 6.2-AUDCAD-B-1
2024.01.02 02:10:49	4	AUDCAD	sell	0.01 / 0.01	0.00000			2024.01.02 02:10:49	filled	Squid Game 2027 6.2-AUDCAD-S-2
2024.01.02 03:04:42	5	AUDCAD	sell	0.01 / 0.01	0.00000			2024.01.02 03:04:42	filled	tp 0.90252
2024.01.02 03:04:42	6	AUDCAD	buy	0.01 / 0.01	0.00000			2024.01.02 03:04:42	filled	Squid Game 2027 6.2-AUDCAD-B-1
2024.01.02 03:28:17	7	AUDCAD	buy	0.01 / 0.01	0.00000			2024.01.02 03:28:17	filled	Squid Game 2027 6.2-AUDCAD-B-2
2024.01.02 03:37:39	8	AUDCAD	buy	0.01 / 0.01	0.00000			2024.01.02 03:37:39	filled	Squid Game 2027 6.2-AUDCAD-B-3
2024.01.02 05:33:55	9	AUDCAD	sell	0.01 / 0.01	0.00000			2024.01.02 05:33:55	filled	tp 0.90275
2024.01.02 05:33:55	10	AUDCAD	sell	0.01 / 0.01	0.00000			2024.01.02 05:33:55	filled	tp 0.90275
2024.01.02 05:33:55	11	AUDCAD	sell	0.01 / 0.01	0.00000			2024.01.02 05:33:55	filled	tp 0.90275
2024.01.02 05:33:55	12	AUDCAD	buy	0.01 / 0.01	0.00000			2024.01.02 05:33:55	filled	Squid Game 2027 6.2-AUDCAD-B-1
2024.01.02 05:33:55	13	AUDCAD	sell	0.01 / 0.01	0.00000			2024.01.02 05:33:55	filled	Squid Game 2027 6.2-AUDCAD-S-3
2024.01.02 05:41:12	14	AUDCAD	sell	0.02 / 0.02	0.00000			2024.01.02 05:41:12	filled	Squid Game 2027 6.2-AUDCAD-S-4
2024.01.02 05:45:44	15	AUDCAD	sell	0.01 / 0.01	0.00000			2024.01.02 05:45:44	filled	tp 0.90347
2024.01.02 05:46:00	16	AUDCAD	buy	0.01 / 0.01	0.00000			2024.01.02 05:46:00	filled	Squid Game 2027 6.2-AUDCAD-B-1
2024.01.02 06:01:50	17	AUDCAD	buy	0.01 / 0.01	0.00000			2024.01.02 06:01:50	filled	Squid Game 2027 6.2-AUDCAD-B-2
2024.01.02 06:25:28	18	AUDCAD	sell	0.02 / 0.02	0.00000			2024.01.02 06:25:28	filled	Squid Game 2027 6.2-AUDCAD-S-5
2024.01.02 07:02:11	19	AUDCAD	sell	0.01 / 0.01	0.00000			2024.01.02 07:02:11	filled	tp 0.90394
2024.01.02 07:02:11	20	AUDCAD	sell	0.01 / 0.01	0.00000			2024.01.02 07:02:11	filled	tp 0.90394
2024.01.02 07:02:11	21	AUDCAD	buy	0.01 / 0.01	0.00000			2024.01.02 07:02:11	filled	Squid Game 2027 6.2-AUDCAD-B-1
2024.01.02 07:12:33	22	AUDCAD	sell	0.02 / 0.02	0.00000			2024.01.02 07:12:33	filled	Squid Game 2027 6.2-AUDCAD-S-6
2024.01.02 07:14:24	23	AUDCAD	sell	0.01 / 0.01	0.00000			2024.01.02 07:14:24	filled	tp 0.90464
2024.01.02 07:14:24	24	AUDCAD	buy	0.01 / 0.01	0.00000			2024.01.02 07:14:24	filled	Squid Game 2027 6.2-AUDCAD-B-1
2024.01.02 07:42:05	25	AUDCAD	sell	0.03 / 0.03	0.00000			2024.01.02 07:42:05	filled	Squid Game 2027 6.2-AUDCAD-S-7
2024.01.02 07:46:29	26	AUDCAD	sell	0.01 / 0.01	0.00000			2024.01.02 07:46:29	filled	tp 0.90531
2024.01.02 07:46:29	27	AUDCAD	buy	0.01 / 0.01	0.00000			2024.01.02 07:46:29	filled	Squid Game 2027 6.2-AUDCAD-B-1
2024.01.02 07:46:58	28	AUDCAD	sell	0.04 / 0.04	0.00000			2024.01.02 07:46:58	filled	Squid Game 2027 6.2-AUDCAD-S-8
2024.01.02 08:01:56	29	AUDCAD	buy	0.01 / 0.01	0.00000			2024.01.02 08:01:56	filled	Squid Game 2027 6.2-AUDCAD-B-2
2024.01.02 09:03:11	30	AUDCAD	buy	0.01 / 0.01	0.00000			2024.01.02 09:03:11	filled	Squid Game 2027