

Strategy Tester Report

AdmiralMarkets-Live (Build 4153)

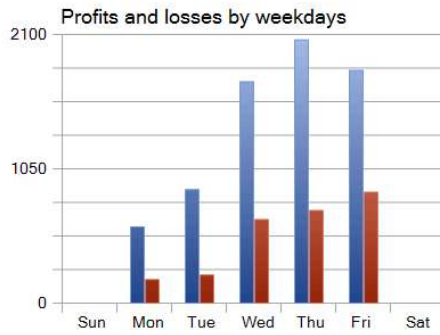
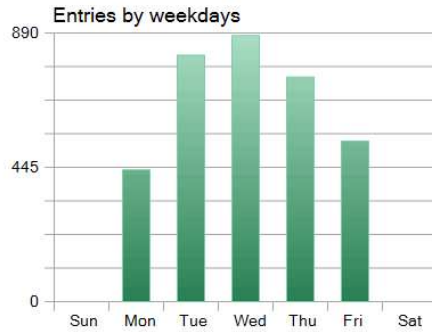
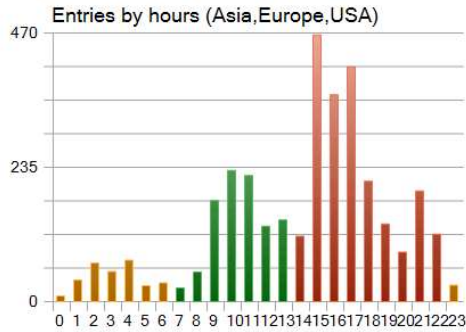
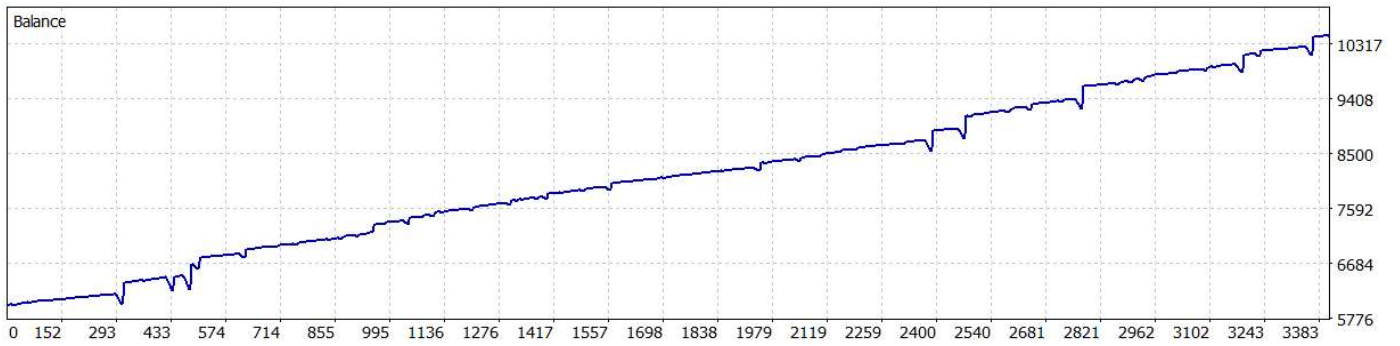
Settings

Expert: **Squid Game 2027 v6.0**
 Symbol: **EURUSD**
 Period: **M1 (2024.01.01 - 2024.02.01)**
 Inputs: **Category=-----Trade Management-----**
 inpTarget=40
 inpLots=0.01
 inpMaxtrade=25
 inpMaxSpread=20
 inpCurrencyMode=1
 MAGICMA=20200710
 MAGICMA2=20200820
Category2=-----Advanced Control-----
 inpLastTrade=false
 enableHedgingMode=true
Category3=-----Stop Trading New Series Period-----
 inpStopTradingFrom=1601510400
 inpStopTradingTo=1601510400
Category4=-----Notification Setup-----
 inpNumOrderToReceiveNotification=18
Category5=-----Avoid Trading Before News-----
 inpEnableStopTradingBeforeNews=true
 inpNewsFilterKeyword=*
 inpNewsImpact=3
 inpNewsDuration=14
 inpStopTradingBeforeNews=6
 inpStartTradingAfterNews=4
Category6=-----Stop Trading Before Weekend-----
 inpEnableStopTradingBeforeWeekend=true
 inpHoursBeforeWeekend=6
Category8=-----License-----
 inpLicenseKey=Put your License Key here.

Company: **Admiral Markets Group AS**
 Currency: **USD**
 Initial Deposit: **6 000.00**
 Leverage: **1:500**

Results

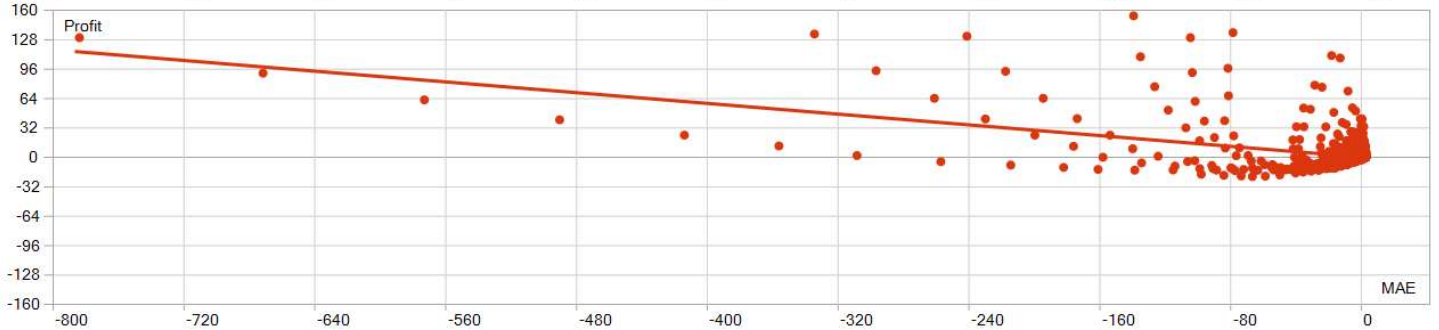
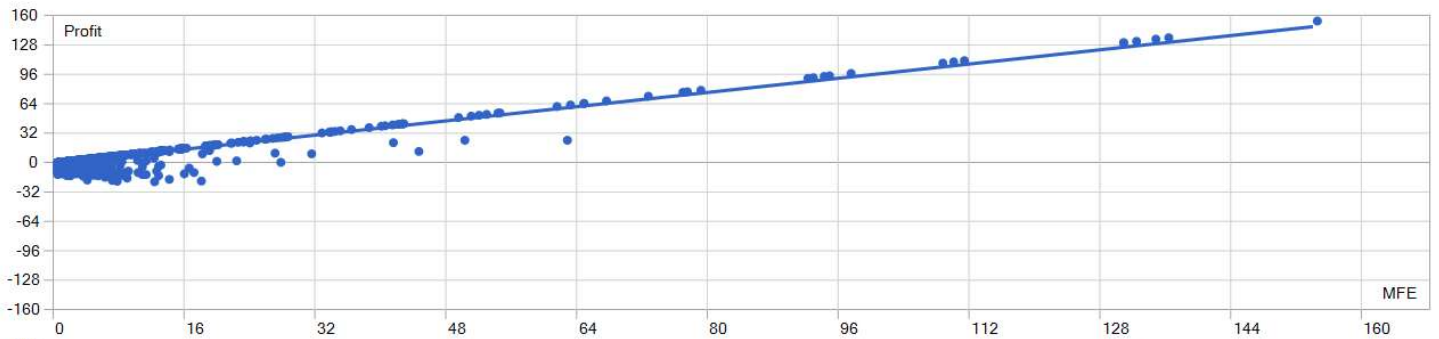
History Quality:	100% real ticks				
Bars:	31534	Ticks:	1614002	Symbols:	1
Total Net Profit:	4 440.80	Balance Drawdown Absolute:	1.54	Equity Drawdown Absolute:	4 970.00
Gross Profit:	7 098.85	Balance Drawdown Maximal:	250.10 (3.86%)	Equity Drawdown Maximal:	5 031.39 (83.01%)
Gross Loss:	-2 658.05	Balance Drawdown Relative:	3.86% (250.10)	Equity Drawdown Relative:	83.01% (5 031.39)
Profit Factor:	2.67	Expected Payoff:	1.30	Margin Level:	99.93%
Recovery Factor:	0.88	Sharpe Ratio:	1.19	Z-Score:	-34.94 (99.74%)
AHPR:	1.0002 (0.02%)	LR Correlation:	1.00	OnTester result:	0
GHPR:	1.0002 (0.02%)	LR Standard Error:	112.08		
Total Trades:	3412	Short Trades (won %):	1850 (67.84%)	Long Trades (won %):	1562 (65.30%)
Total Deals:	6824	Profit Trades (% of total):	2275 (66.68%)	Loss Trades (% of total):	1137 (33.32%)
		Largest profit trade:	154.05	Largest loss trade:	-20.80
		Average profit trade:	3.12	Average loss trade:	-2.34
		Maximum :	29 (168.83)	Maximum consecutive losses (\$):	20 (-227.74)
		Maximal :	442.67 (6)	Maximal consecutive loss (count):	-250.10 (19)
		Average :	7	Average consecutive losses:	4



Correlation (Profits,MFE): **0.94**

Correlation (Profits,MAE): **-0.47**

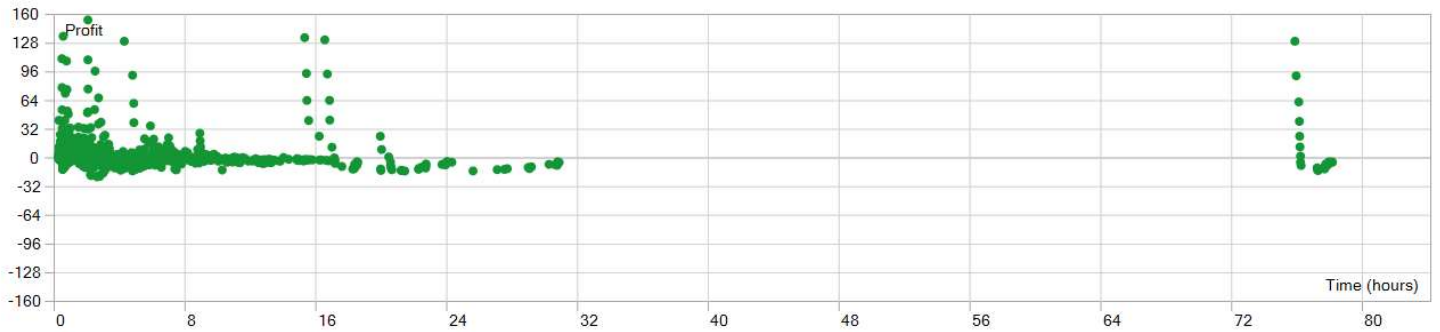
Correlation (MFE,MAE): **-0.5890**



Minimal position holding time: **0:00:01**

Maximal position holding time: **77:52:30**

Average position holding time: **2:31:42**



Orders

Open Time	Order	Symbol	Type	Volume	Price	S / L	T / P	Time	State	Comment
2024.01.02 00:05:01	2	EURUSD	sell	0.01 / 0.01	0.00000			2024.01.02 00:05:01	filled	Squid Game 20276.0-EURUSD-S-1
2024.01.02 00:06:06	3	EURUSD	buy	0.01 / 0.01	0.00000			2024.01.02 00:06:06	filled	Squid Game 20276.0-EURUSD-B-1
2024.01.02 01:01:04	4	EURUSD	buy	0.01 / 0.01	0.00000			2024.01.02 01:01:04	filled	Squid Game 20276.0-EURUSD-B-2
2024.01.02 01:03:10	5	EURUSD	buy	0.01 / 0.01	0.00000			2024.01.02 01:03:10	filled	Squid Game 20276.0-EURUSD-B-3
2024.01.02 01:10:30	6	EURUSD	buy	0.01 / 0.01	0.00000			2024.01.02 01:10:30	filled	tp 1.10406
2024.01.02 01:11:00	7	EURUSD	sell	0.01 / 0.01	0.00000			2024.01.02 01:11:00	filled	Squid Game 20276.0-EURUSD-S-1
2024.01.02 01:14:25	8	EURUSD	buy	0.02 / 0.02	0.00000			2024.01.02 01:14:25	filled	Squid Game 20276.0-EURUSD-B-4
2024.01.02 01:49:01	9	EURUSD	buy	0.02 / 0.02	0.00000			2024.01.02 01:49:01	filled	Squid Game 20276.0-EURUSD-B-5
2024.01.02 02:27:03	10	EURUSD	buy	0.01 / 0.01	0.00000			2024.01.02 02:27:03	filled	tp 1.10350
2024.01.02 02:27:03	11	EURUSD	sell	0.01 / 0.01	0.00000			2024.01.02 02:27:03	filled	Squid Game 20276.0-EURUSD-S-1
2024.01.02 02:48:02	12	EURUSD	sell	0.01 / 0.01	0.00000			2024.01.02 02:48:02	filled	Squid Game 20276.0-EURUSD-S-2
2024.01.02 03:02:14	13	EURUSD	sell	0.01 / 0.01	0.00000			2024.01.02 03:02:14	filled	Squid Game 20276.0-EURUSD-S-3
2024.01.02 03:05:29	14	EURUSD	sell	0.02 / 0.02	0.00000			2024.01.02 03:05:29	filled	Squid Game 20276.0-EURUSD-S-4
2024.01.02 03:59:06	15	EURUSD	buy	0.01 / 0.01	0.00000			2024.01.02 03:59:06	filled	tp 1.10347
2024.01.02 03:59:06	16	EURUSD	buy	0.01 / 0.01	0.00000			2024.01.02 03:59:06	filled	tp 1.10347
2024.01.02 03:59:06	17	EURUSD	buy	0.01 / 0.01	0.00000			2024.01.02 03:59:06	filled	tp 1.10347
2024.01.02 03:59:06	18	EURUSD	buy	0.02 / 0.02	0.00000			2024.01.02 03:59:06	filled	tp 1.10347
2024.01.02 04:00:00	19	EURUSD	sell	0.01 / 0.01	0.00000			2024.01.02 04:00:00	filled	Squid Game 20276.0-EURUSD-S-1
2024.01.02 04:07:09	20	EURUSD	buy	0.02 / 0.02	0.00000			2024.01.02 04:07:09	filled	Squid Game 20276.0-EURUSD-B-6
2024.01.02 04:15:26	21	EURUSD	buy	0.03 / 0.03	0.00000			2024.01.02 04:15:26	filled	Squid Game 20276.0-EURUSD-B-7
2024.01.02 04:15:56	22	EURUSD	buy	0.01 / 0.01	0.00000			2024.01.02 04:15:56	filled	tp 1.10306
2024.01.02 04:15:56	23	EURUSD	sell	0.01 / 0.01	0.00000			2024.01.02 04:15:56	filled	Squid Game 20276.0-EURUSD-S-1
2024.01.02 04:22:50	24	EURUSD	buy	0.04 / 0.04	0.00000			2024.01.02 04:22:50	filled	Squid Game 20276.0-EURUSD-B-8
2024.01.02 04:32:36	25	EURUSD	buy	0.04 / 0.04	0.00000			2024.01.02 04:32:36	filled	Squid Game 20276.0-EURUSD-B-9
2024.01.02 04:33:22	26	EURUSD	buy	0.01 / 0.01	0.00000			2024.01.02 04:33:22	filled	tp 1.10256
2024.01.02 04:33:22	27	EURUSD	sell	0.01 / 0.01	0.00000			2024.01.02 04:33:22	filled	Squid Game 20276.0-EURUSD-S-1
2024.01.02 04:41:45	28	EURUSD	buy	0.05 / 0.05	0.00000			2024.01.02 04:41:45	filled	Squid Game 20276.0-EURUSD-B-10
2024.01.02 04:53:39	29	EURUSD	buy	0.06 / 0.06	0.00000			2024.01.02 04:53:39	filled	Squid Game 20276.0-EURUSD-B-11
2024.01.02	30	EURUSD	buy	0.01 / 0.01	0.00000			2024.01.02 04:54:12	filled	tp 1.10206