

Strategy Tester Report

AdmiralMarkets-Live (Build 4230)

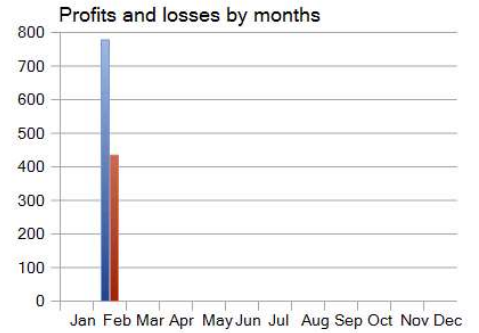
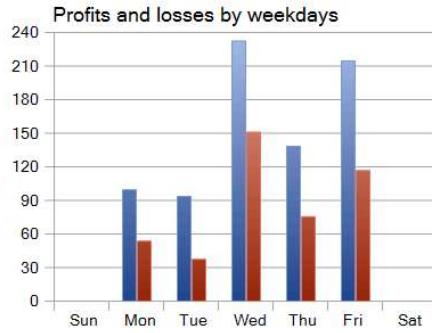
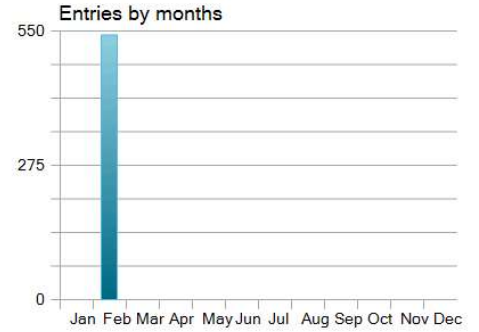
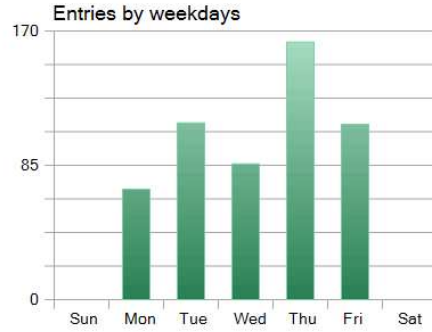
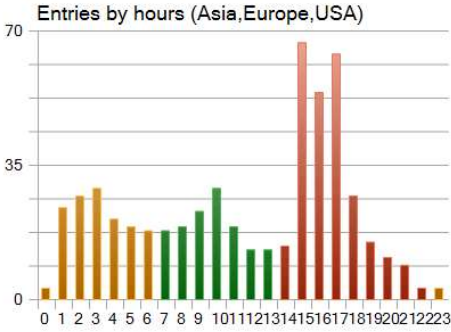
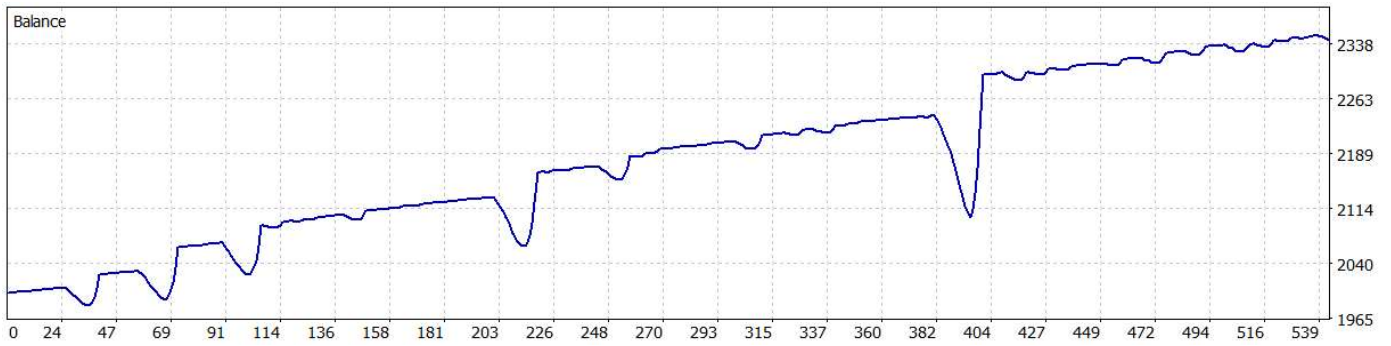
Settings

Expert: **Squid Game 2027 v6.2**
 Symbol: **AUDCAD**
 Period: **M1 (2024.02.01 - 2024.03.01)**
 Inputs: **Category=-----Trade Management-----**
 inpTarget=40
 inpLots=0.01
 inpMaxtrade=25
 inpMaxSpread=40
 MAGICMA=20200710
 MAGICMA2=20200820
Category2=-----Advanced Control-----
 inpLastTrade=false
 enableHedgingMode=true
Category3=-----Stop Trading New Series Period-----
 inpStopTradingFrom=1601510400
 inpStopTradingTo=1601510400
Category4=-----Notification Setup-----
 inpNumOrderToReceiveNotification=18
Category5=-----Avoid Trading Before News-----
 inpEnableStopTradingBeforeNews=true
 inpNewsFilterKeyword=*
 inpNewsImpact=3
 inpNewsDuration=14
 inpStopTradingBeforeNews=6
 inpStartTradingAfterNews=4
Category6=-----Stop Trading Before Weekend-----
 inpEnableStopTradingBeforeWeekend=true
 inpHoursBeforeWeekend=6
Category8=-----License-----
 inpLicenseKey=

Company: **Admiral Markets Group AS**
 Currency: **USD**
 Initial Deposit: **2 000,00**
 Leverage: **1:500**

Results

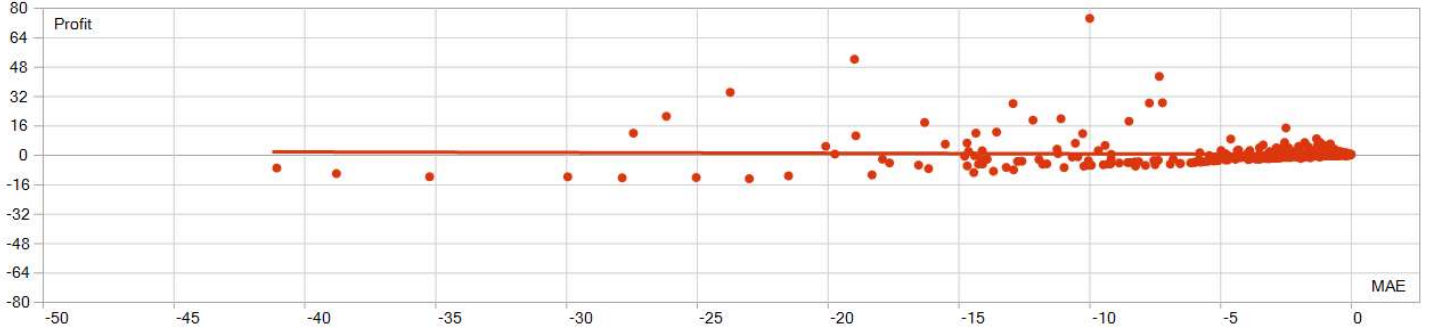
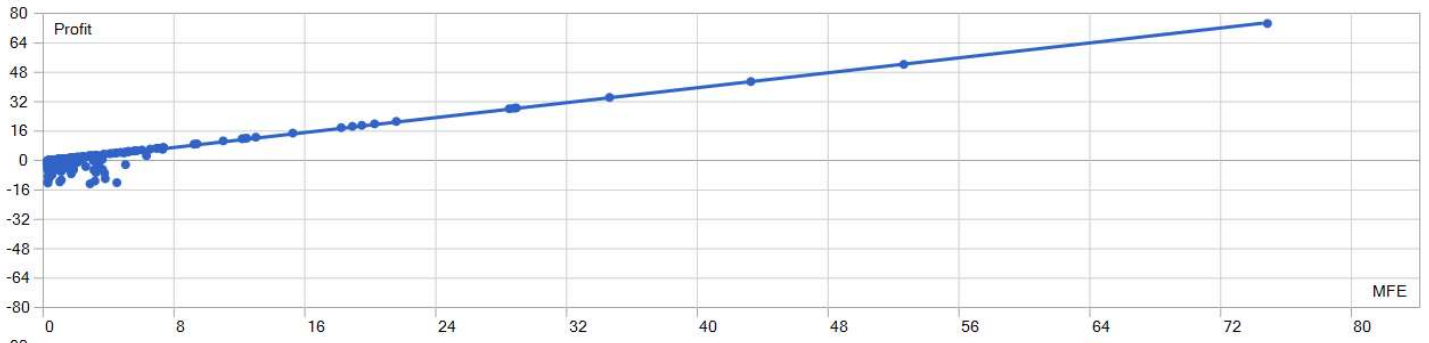
History Quality: 100% real ticks		
Bars: 30110	Ticks: 1520297	Symbols: 1
Total Net Profit: 343.77	Balance Drawdown Absolute: 16.43	Equity Drawdown Absolute: 189.95
Gross Profit: 778.69	Balance Drawdown Maximal: 140.19 (6.25%)	Equity Drawdown Maximal: 419.69 (18.82%)
Gross Loss: -434.92	Balance Drawdown Relative: 6.25% (140.19)	Equity Drawdown Relative: 18.82% (419.69)
Profit Factor: 1.79	Expected Payoff: 0.63	Margin Level: 745.67%
Recovery Factor: 0.82	Sharpe Ratio: 1.91	Z-Score: -11.08 (99.74%)
AHPR: 1.0003 (0.03%)	LR Correlation: 0.97	OnTester result: 0
GHPR: 1.0003 (0.03%)	LR Standard Error: 24.96	
Total Trades: 542	Short Trades (won %): 263 (63.12%)	Long Trades (won %): 279 (61.65%)
Total Deals: 1084	Profit Trades (% of total): 338 (62.36%)	Loss Trades (% of total): 204 (37.64%)
	Largest profit trade: 74.60	Largest loss trade: -12.61
	Average profit trade: 2.30	Average loss trade: -2.13
	Maximum : 18 (6.46)	Maximum consecutive losses (\$): 15 (-140.19)
	Maximal : 195.66 (8)	Maximal consecutive loss (count): -140.19 (15)
	Average : 5	Average consecutive losses: 3



Correlation (Profits,MFE): **0.93**

Correlation (Profits,MAE): **-0.03**

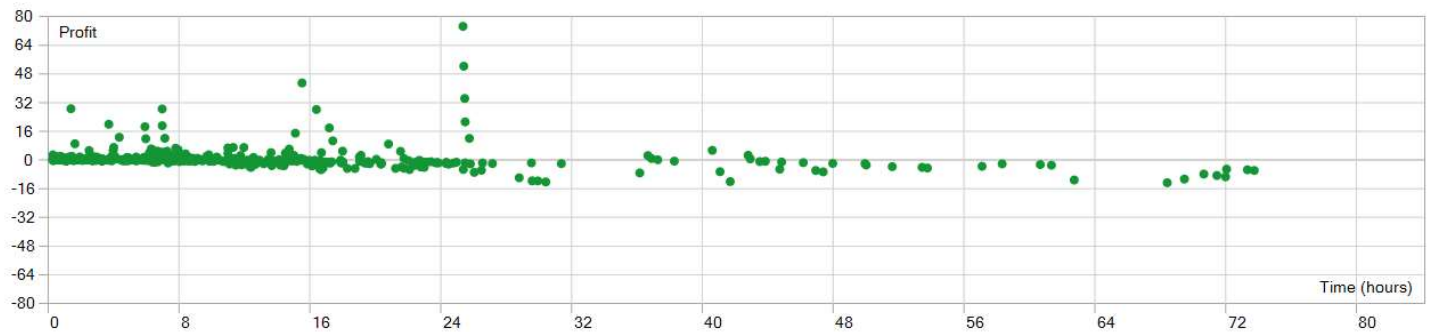
Correlation (MFE,MAE): **-0.3323**



Minimal position holding time: **0:00:02**

Maximal position holding time: **73:28:16**

Average position holding time: **10:30:37**



Orders

Open Time	Order	Symbol	Type	Volume	Price	S / L	T / P	Time	State	Comment
2024.02.01 00:23:44	2	AUDCAD	buy	0.01 / 0.01	0.00000			2024.02.01 00:23:44	filled	Squid Game 2027 6.2-AUDCAD-B-1
2024.02.01 00:24:01	3	AUDCAD	sell	0.01 / 0.01	0.00000			2024.02.01 00:24:01	filled	Squid Game 2027 6.2-AUDCAD-S-1
2024.02.01 01:57:18	4	AUDCAD	buy	0.01 / 0.01	0.00000			2024.02.01 01:57:18	filled	Squid Game 2027 6.2-AUDCAD-B-2
2024.02.01 02:25:22	5	AUDCAD	sell	0.01 / 0.01	0.00000			2024.02.01 02:25:22	filled	Squid Game 2027 6.2-AUDCAD-S-2
2024.02.01 02:25:36	6	AUDCAD	sell	0.01 / 0.01	0.00000			2024.02.01 02:25:36	filled	tp 0.88253
2024.02.01 02:25:36	7	AUDCAD	sell	0.01 / 0.01	0.00000			2024.02.01 02:25:36	filled	tp 0.88253
2024.02.01 02:25:36	8	AUDCAD	buy	0.01 / 0.01	0.00000			2024.02.01 02:25:36	filled	Squid Game 2027 6.2-AUDCAD-B-1
2024.02.01 03:08:28	9	AUDCAD	buy	0.01 / 0.01	0.00000			2024.02.01 03:08:28	filled	Squid Game 2027 6.2-AUDCAD-B-2
2024.02.01 03:32:44	10	AUDCAD	buy	0.01 / 0.01	0.00000			2024.02.01 03:32:44	filled	tp 0.88183
2024.02.01 03:32:44	11	AUDCAD	buy	0.01 / 0.01	0.00000			2024.02.01 03:32:44	filled	tp 0.88183
2024.02.01 03:32:44	12	AUDCAD	sell	0.01 / 0.01	0.00000			2024.02.01 03:32:44	filled	Squid Game 2027 6.2-AUDCAD-S-1
2024.02.01 03:32:48	13	AUDCAD	buy	0.01 / 0.01	0.00000			2024.02.01 03:32:48	filled	Squid Game 2027 6.2-AUDCAD-B-3
2024.02.01 04:06:32	14	AUDCAD	sell	0.01 / 0.01	0.00000			2024.02.01 04:06:32	filled	Squid Game 2027 6.2-AUDCAD-S-2
2024.02.01 04:13:19	15	AUDCAD	sell	0.01 / 0.01	0.00000			2024.02.01 04:13:19	filled	Squid Game 2027 6.2-AUDCAD-S-3
2024.02.01 04:14:32	16	AUDCAD	sell	0.01 / 0.01	0.00000			2024.02.01 04:14:32	filled	tp 0.88271
2024.02.01 04:14:32	17	AUDCAD	sell	0.01 / 0.01	0.00000			2024.02.01 04:14:32	filled	tp 0.88271
2024.02.01 04:14:32	18	AUDCAD	sell	0.01 / 0.01	0.00000			2024.02.01 04:14:32	filled	tp 0.88271
2024.02.01 04:14:32	19	AUDCAD	buy	0.01 / 0.01	0.00000			2024.02.01 04:14:32	filled	Squid Game 2027 6.2-AUDCAD-B-1
2024.02.01 04:27:26	20	AUDCAD	buy	0.01 / 0.01	0.00000			2024.02.01 04:27:26	filled	Squid Game 2027 6.2-AUDCAD-B-2
2024.02.01 05:59:10	21	AUDCAD	buy	0.01 / 0.01	0.00000			2024.02.01 05:59:10	filled	Squid Game 2027 6.2-AUDCAD-B-3
2024.02.01 06:13:32	22	AUDCAD	buy	0.01 / 0.01	0.00000			2024.02.01 06:13:32	filled	tp 0.88163
2024.02.01 06:13:32	23	AUDCAD	buy	0.01 / 0.01	0.00000			2024.02.01 06:13:32	filled	tp 0.88163
2024.02.01 06:13:32	24	AUDCAD	buy	0.01 / 0.01	0.00000			2024.02.01 06:13:32	filled	tp 0.88163
2024.02.01 06:13:32	25	AUDCAD	sell	0.01 / 0.01	0.00000			2024.02.01 06:13:32	filled	Squid Game 2027 6.2-AUDCAD-S-1
2024.02.01 06:15:16	26	AUDCAD	buy	0.02 / 0.02	0.00000			2024.02.01 06:15:16	filled	Squid Game 2027 6.2-AUDCAD-B-4
2024.02.01 06:21:52	27	AUDCAD	buy	0.02 / 0.02	0.00000			2024.02.01 06:21:52	filled	Squid Game 2027 6.2-AUDCAD-B-5
2024.02.01 06:22:03	28	AUDCAD	buy	0.01 / 0.01	0.00000			2024.02.01 06:22:03	filled	tp 0.88092
2024.02.01 06:22:03	29	AUDCAD	sell	0.01 / 0.01	0.00000			2024.02.01 06:22:03	filled	Squid Game 2027 6.2-AUDCAD-S-1
2024.02.01	30	AUDCAD	buy	0.02 / 0.02	0.00000			2024.02.01 06:49:13	filled	Squid Game 2027