

Strategy Tester Report

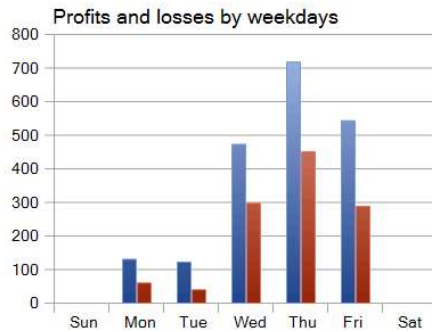
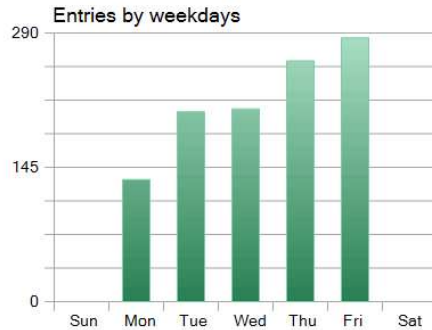
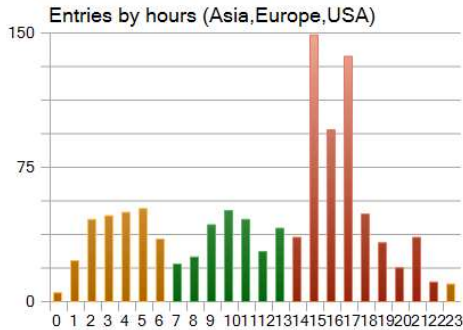
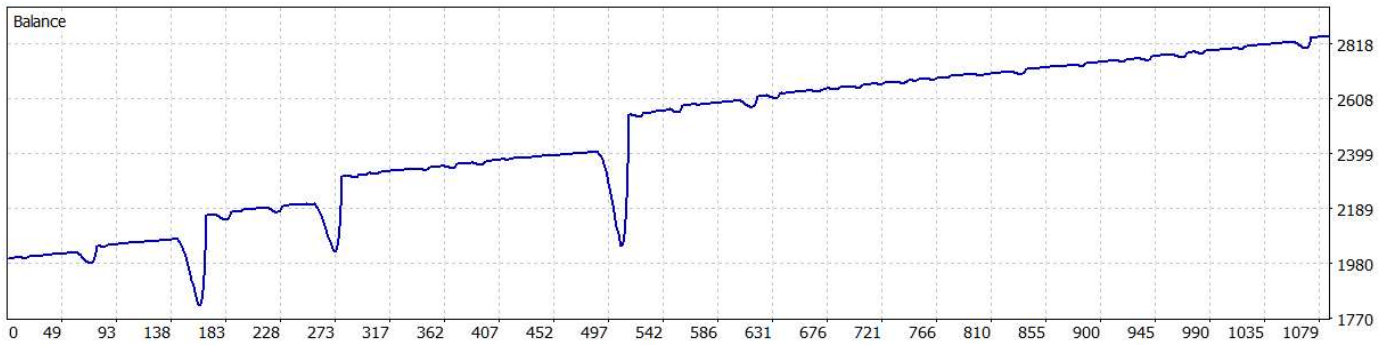
AdmiralMarkets-Live (Build 4230)

Settings

Expert: **Squid Game 2027 v6.2**
 Symbol: **AUDCAD**
 Period: **M1 (2023.12.01 - 2024.01.01)**
 Inputs: **Category=-----Trade Management-----**
 inpTarget=40
 inpLots=0.01
 inpMaxtrade=25
 inpMaxSpread=40
 MAGICMA=20200710
 MAGICMA2=20200820
 Category2=-----Advanced Control-----
 inpLastTrade=false
 enableHedgingMode=true
 Category3=-----Stop Trading New Series Period-----
 inpStopTradingFrom=1601510400
 inpStopTradingTo=1601510400
 Category4=-----Notification Setup-----
 inpNumOrderToReceiveNotification=18
 Category5=-----Avoid Trading Before News-----
 inpEnableStopTradingBeforeNews=true
 inpNewsFilterKeyword=*
 inpNewsImpact=3
 inpNewsDuration=14
 inpStopTradingBeforeNews=6
 inpStartTradingAfterNews=4
 Category6=-----Stop Trading Before Weekend-----
 inpEnableStopTradingBeforeWeekend=true
 inpHoursBeforeWeekend=6
 Category8=-----License-----
 inpLicenseKey=
 Company: **Admiral Markets Group AS**
 Currency: **USD**
 Initial Deposit: **2 000,00**
 Leverage: **1:500**

Results

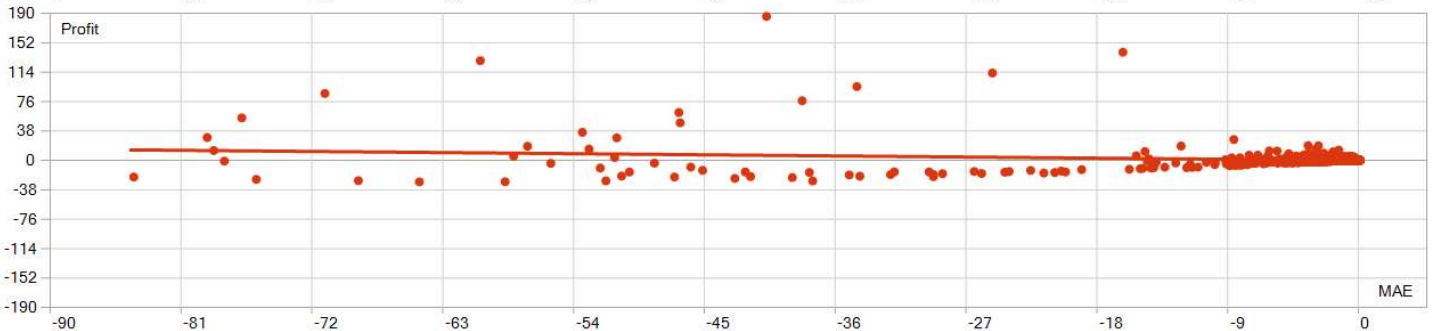
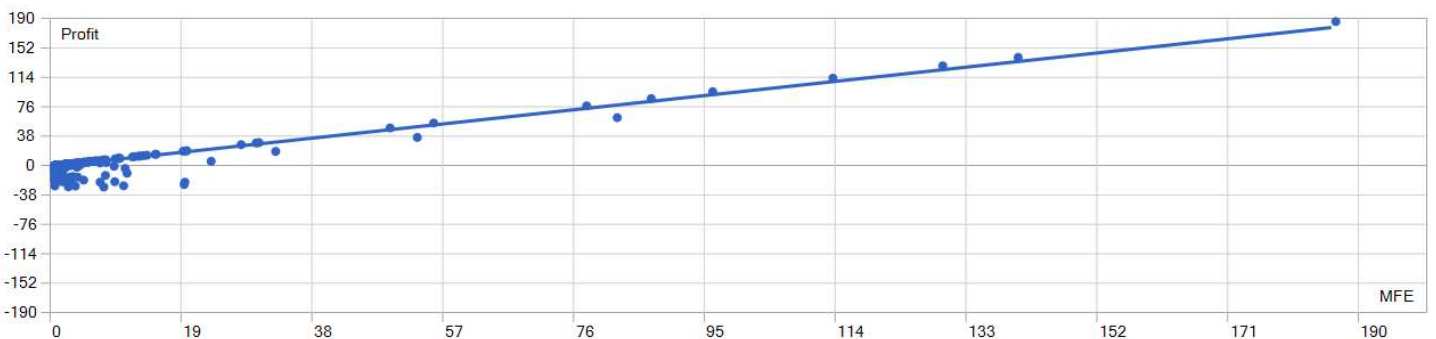
History Quality:	100% real ticks				
Bars:	28532	Ticks:	1668794	Symbols:	1
Total Net Profit:	850.04	Balance Drawdown Absolute:	178.32	Equity Drawdown Absolute:	774.96
Gross Profit:	1 988.44	Balance Drawdown Maximal:	357.75 (14.87%)	Equity Drawdown Maximal:	1 159.22 (48.62%)
Gross Loss:	-1 138.40	Balance Drawdown Relative:	14.87% (357.75)	Equity Drawdown Relative:	48.62% (1 159.22)
Profit Factor:	1.75	Expected Payoff:	0.78	Margin Level:	195.26%
Recovery Factor:	0.73	Sharpe Ratio:	1.38	Z-Score:	-15.82 (99.74%)
AHPR:	1.0003 (0.03%)	LR Correlation:	0.97	OnTester result:	0
GHPR:	1.0003 (0.03%)	LR Standard Error:	71.50		
Total Trades:	1090	Short Trades (won %):	525 (63.24%)	Long Trades (won %):	565 (64.25%)
Total Deals:	2180	Profit Trades (% of total):	695 (63.76%)	Loss Trades (% of total):	395 (36.24%)
		Largest profit trade:	186.04	Largest loss trade:	-27.57
		Average profit trade:	2.86	Average loss trade:	-2.88
		Maximum :	25 (31.21)	Maximum consecutive losses (\$):	19 (-357.75)
		Maximal :	499.72 (8)	Maximal consecutive loss (count):	-357.75 (19)
		Average :	5	Average consecutive losses:	3



Correlation (Profits,MFE): **0.92**

Correlation (Profits,MAE): **-0.15**

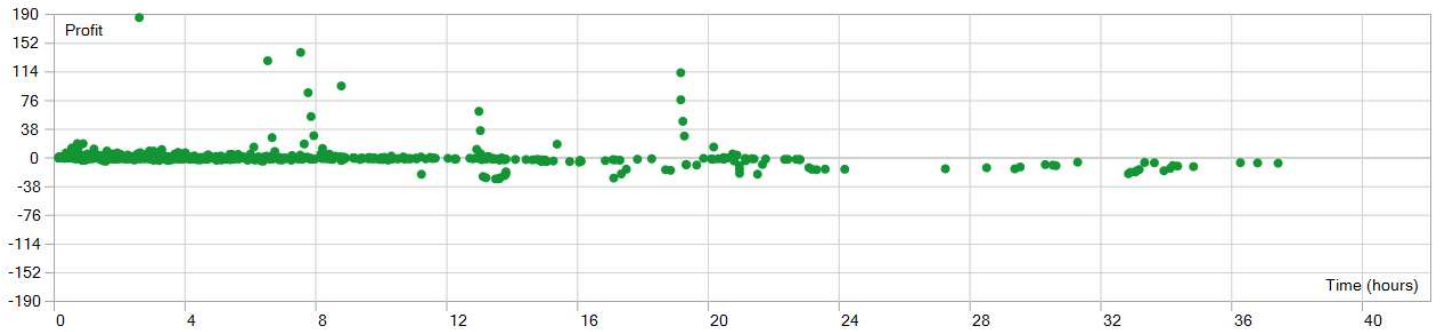
Correlation (MFE,MAE): **-0.4565**



Minimal position holding time: **0:00:02**

Maximal position holding time: **37:16:52**

Average position holding time: **4:40:16**



Orders

Open Time	Order	Symbol	Type	Volume	Price	S / L	T / P	Time	State	Comment
2023.12.01 00:23:03	2	AUDCAD	sell	0.01 / 0.01	0.00000			2023.12.01 00:23:03	filled	Squid Game 2027 6.2-AUDCAD-S-1
2023.12.01 00:49:45	3	AUDCAD	buy	0.01 / 0.01	0.00000			2023.12.01 00:49:45	filled	Squid Game 2027 6.2-AUDCAD-B-1
2023.12.01 03:08:19	4	AUDCAD	sell	0.01 / 0.01	0.00000			2023.12.01 03:08:19	filled	Squid Game 2027 6.2-AUDCAD-S-2
2023.12.01 03:33:13	5	AUDCAD	sell	0.01 / 0.01	0.00000			2023.12.01 03:33:13	filled	tp 0.89641
2023.12.01 03:33:13	6	AUDCAD	buy	0.01 / 0.01	0.00000			2023.12.01 03:33:13	filled	Squid Game 2027 6.2-AUDCAD-B-1
2023.12.01 03:34:06	7	AUDCAD	sell	0.01 / 0.01	0.00000			2023.12.01 03:34:06	filled	Squid Game 2027 6.2-AUDCAD-S-3
2023.12.01 03:45:02	8	AUDCAD	sell	0.02 / 0.02	0.00000			2023.12.01 03:45:02	filled	Squid Game 2027 6.2-AUDCAD-S-4
2023.12.01 04:02:52	9	AUDCAD	sell	0.01 / 0.01	0.00000			2023.12.01 04:02:52	filled	tp 0.89713
2023.12.01 04:02:52	10	AUDCAD	buy	0.01 / 0.01	0.00000			2023.12.01 04:02:52	filled	Squid Game 2027 6.2-AUDCAD-B-1
2023.12.01 04:14:35	11	AUDCAD	buy	0.01 / 0.01	0.00000			2023.12.01 04:14:35	filled	Squid Game 2027 6.2-AUDCAD-B-2
2023.12.01 04:49:03	12	AUDCAD	buy	0.01 / 0.01	0.00000			2023.12.01 04:49:03	filled	Squid Game 2027 6.2-AUDCAD-B-3
2023.12.01 04:57:50	13	AUDCAD	buy	0.01 / 0.01	0.00000			2023.12.01 04:57:50	filled	tp 0.89602
2023.12.01 04:57:50	14	AUDCAD	buy	0.01 / 0.01	0.00000			2023.12.01 04:57:50	filled	tp 0.89602
2023.12.01 04:57:50	15	AUDCAD	buy	0.01 / 0.01	0.00000			2023.12.01 04:57:50	filled	tp 0.89602
2023.12.01 04:57:50	16	AUDCAD	buy	0.02 / 0.02	0.00000			2023.12.01 04:57:50	filled	tp 0.89602
2023.12.01 04:57:50	17	AUDCAD	sell	0.01 / 0.01	0.00000			2023.12.01 04:57:50	filled	Squid Game 2027 6.2-AUDCAD-S-1
2023.12.01 05:01:04	18	AUDCAD	buy	0.02 / 0.02	0.00000			2023.12.01 05:01:04	filled	Squid Game 2027 6.2-AUDCAD-B-4
2023.12.01 05:05:28	19	AUDCAD	buy	0.02 / 0.02	0.00000			2023.12.01 05:05:28	filled	Squid Game 2027 6.2-AUDCAD-B-5
2023.12.01 05:05:33	20	AUDCAD	buy	0.01 / 0.01	0.00000			2023.12.01 05:05:33	filled	tp 0.89527
2023.12.01 05:05:33	21	AUDCAD	sell	0.01 / 0.01	0.00000			2023.12.01 05:05:33	filled	Squid Game 2027 6.2-AUDCAD-S-1
2023.12.01 05:48:38	22	AUDCAD	buy	0.02 / 0.02	0.00000			2023.12.01 05:48:38	filled	Squid Game 2027 6.2-AUDCAD-B-6
2023.12.01 05:51:06	23	AUDCAD	buy	0.01 / 0.01	0.00000			2023.12.01 05:51:06	filled	tp 0.89453
2023.12.01 05:51:06	24	AUDCAD	sell	0.01 / 0.01	0.00000			2023.12.01 05:51:06	filled	Squid Game 2027 6.2-AUDCAD-S-1
2023.12.01 06:24:07	25	AUDCAD	sell	0.01 / 0.01	0.00000			2023.12.01 06:24:07	filled	Squid Game 2027 6.2-AUDCAD-S-2
2023.12.01 06:41:02	26	AUDCAD	sell	0.01 / 0.01	0.00000			2023.12.01 06:41:02	filled	Squid Game 2027 6.2-AUDCAD-S-3
2023.12.01 09:29:56	27	AUDCAD	buy	0.01 / 0.01	0.00000			2023.12.01 09:29:56	filled	tp 0.89437
2023.12.01 09:29:56	28	AUDCAD	buy	0.01 / 0.01	0.00000			2023.12.01 09:29:56	filled	tp 0.89437
2023.12.01 09:29:56	29	AUDCAD	buy	0.01 / 0.01	0.00000			2023.12.01 09:29:56	filled	tp 0.89437
2023.12.01	30	AUDCAD	sell	0.01 / 0.01	0.00000			2023.12.01 09:29:56	filled	Squid Game 2027