

Strategy Tester Report

FBS-Demo (Build 3320)

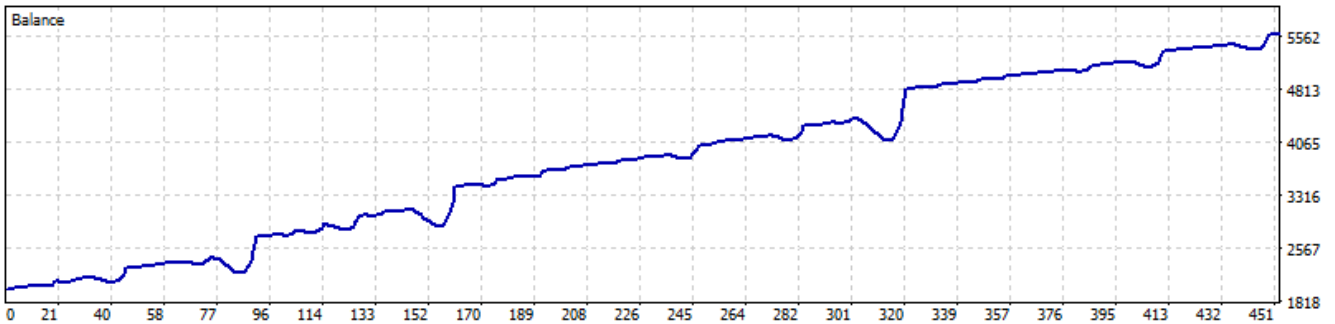
Settings

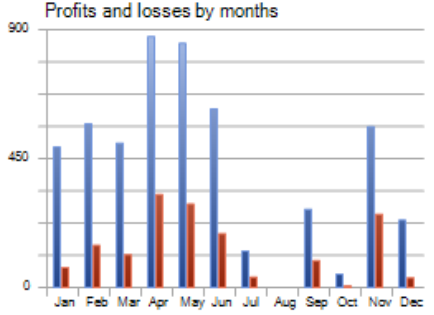
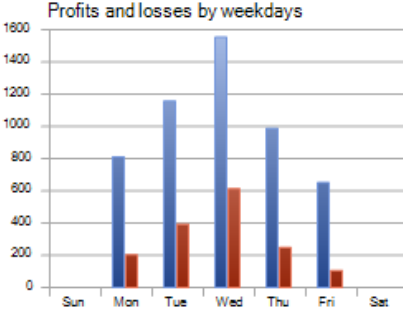
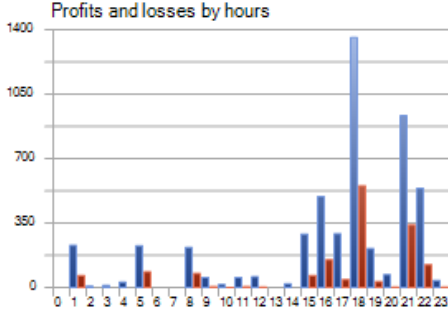
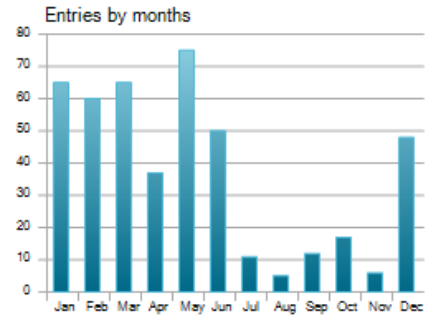
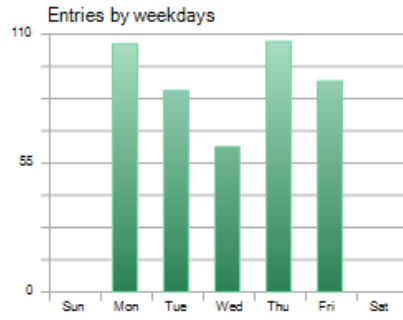
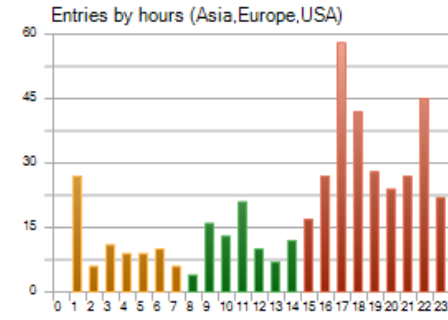
Expert: **Indices Master 2025P v1.3**
 Symbol: **US500**
 Period: **M1 (2020.12.01 - 2022.07.01)**
 Inputs: **Category=-----Trade Management-----**
 inpIndicesMode=2
 inpLots=0.01
 inpMaxtrade=99
 inpMaxSpread=1000
 MAGICMA=20200222
 Category2=-----Stop Trading New Series Period-----
 inpStopTradingFrom=1601510400
 inpStopTradingTo=1601510400
 Category4=-----Manual Action-----
 inpLastTrade=false
 inpReupdateProfitTarget=false
 inpTrendAutoSwitch=false
 Category5=-----Notification Setup-----
 inpNumOrderToReceiveNotification=18

Company: **FBS Inc**
 Currency: **USD**
 Initial Deposit: **2 000.00**
 Leverage: **1:500**

Results

History Quality: 99%	Ticks: 27708803	Symbols: 1
Bars: 549697	Balance Drawdown Absolute: 1.82	Equity Drawdown Absolute: 530.69
Total Net Profit: 3 599.98	Balance Drawdown Maximal: 317.20 (7.19%)	Equity Drawdown Maximal: 1 491.85 (33.56%)
Gross Profit: 5 165.55	Balance Drawdown Relative: 10.07% (248.88)	Equity Drawdown Relative: 40.58% (1 003.43)
Gross Loss: -1 565.57		
Profit Factor: 3.30	Expected Payoff: 7.98	Margin Level: 825.55%
Recovery Factor: 2.41	Sharpe Ratio: 1.08	Z-Score: -11.81 (99.74%)
AHPR: 1.0023 (0.23%)	LR Correlation: 0.99	OnTester result: 17
GHPR: 1.0023 (0.23%)	LR Standard Error: 124.66	
Total Trades: 451	Short Trades (won %): 451 (68.51%)	Long Trades (won %): 0 (0.00%)
Total Deals: 902	Profit Trades (% of total): 309 (68.51%)	Loss Trades (% of total): 142 (31.49%)
	Largest profit trade: 274.74	Largest loss trade: -40.87
	Average profit trade: 16.72	Average loss trade: -11.03
	Maximum consecutive wins (\$): 25 (125.41)	Maximum consecutive losses (\$): 11 (-317.20)
	Maximal consecutive profit (count): 762.74 (13)	Maximal consecutive loss (count): -317.20 (11)
	Average consecutive wins: 7	Average consecutive losses: 3





Correlation (Profits,MFE):

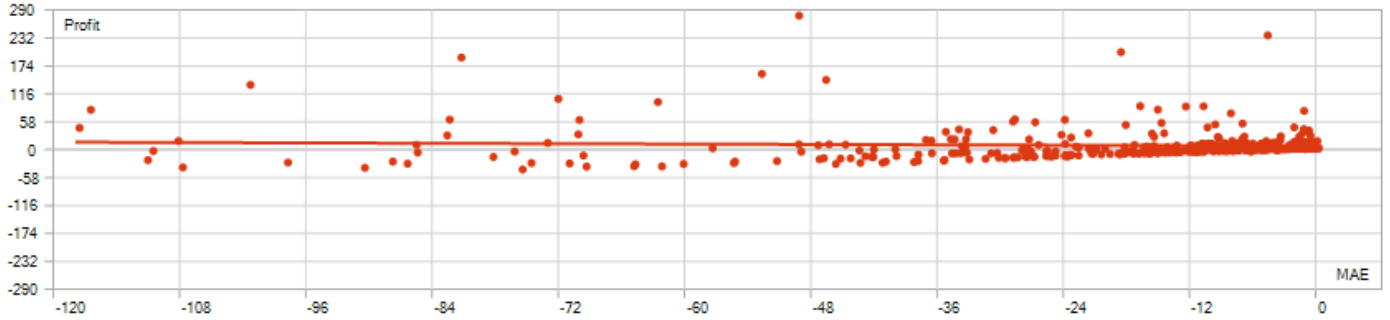
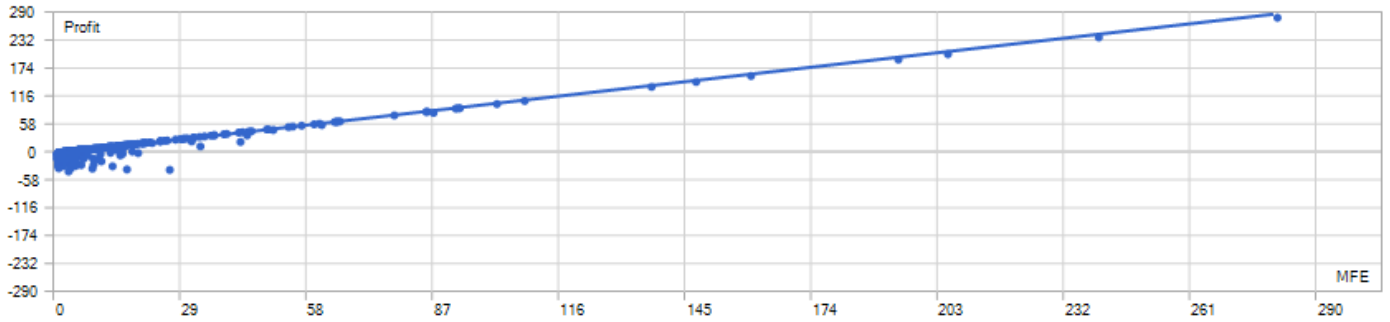
0.96

Correlation (Profits,MAE):

-0.05

Correlation (MFE,MAE):

-0.2404



Minimal position holding time:

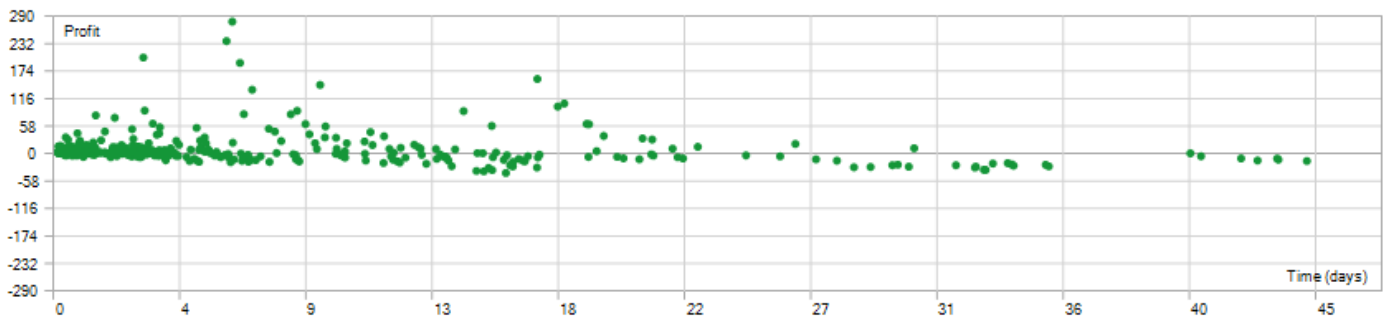
0:31:55

Maximal position holding time:

1068:53:34

Average position holding time:

158:40:06



Orders

Open Time	Order	Symbol	Type	Volume	Price	S / L	T / P	Time	State	Comment
2020.12.01 01:05:00	2	US500	sell	0.01 / 0.01	0.00			2020.12.01 01:05:00	filled	Indices Master 2025P 1.3-1
2020.12.01 03:19:00	3	US500	sell	0.01 / 0.01	0.00			2020.12.01 03:19:00	filled	Indices Master 2025P 1.3-2
2020.12.01 17:28:00	4	US500	sell	0.01 / 0.01	0.00			2020.12.01 17:28:00	filled	Indices Master 2025P