

Strategy Tester Report

FBS-Demo (Build 3320)

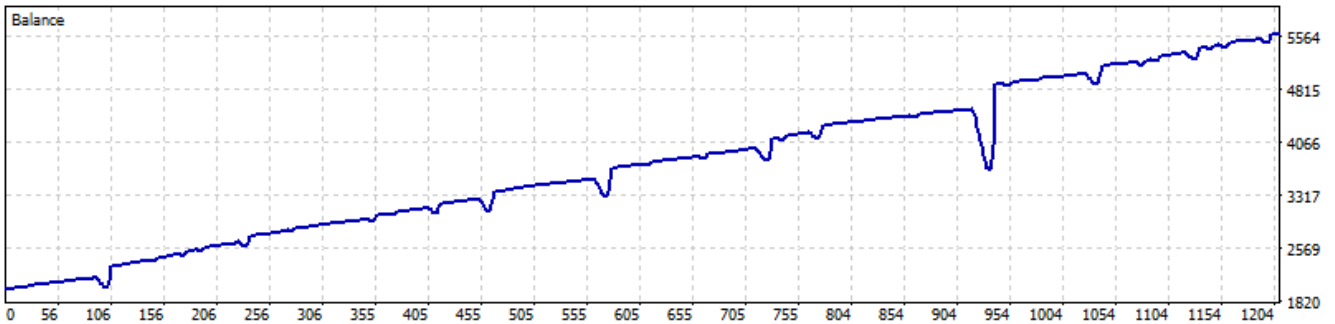
Settings

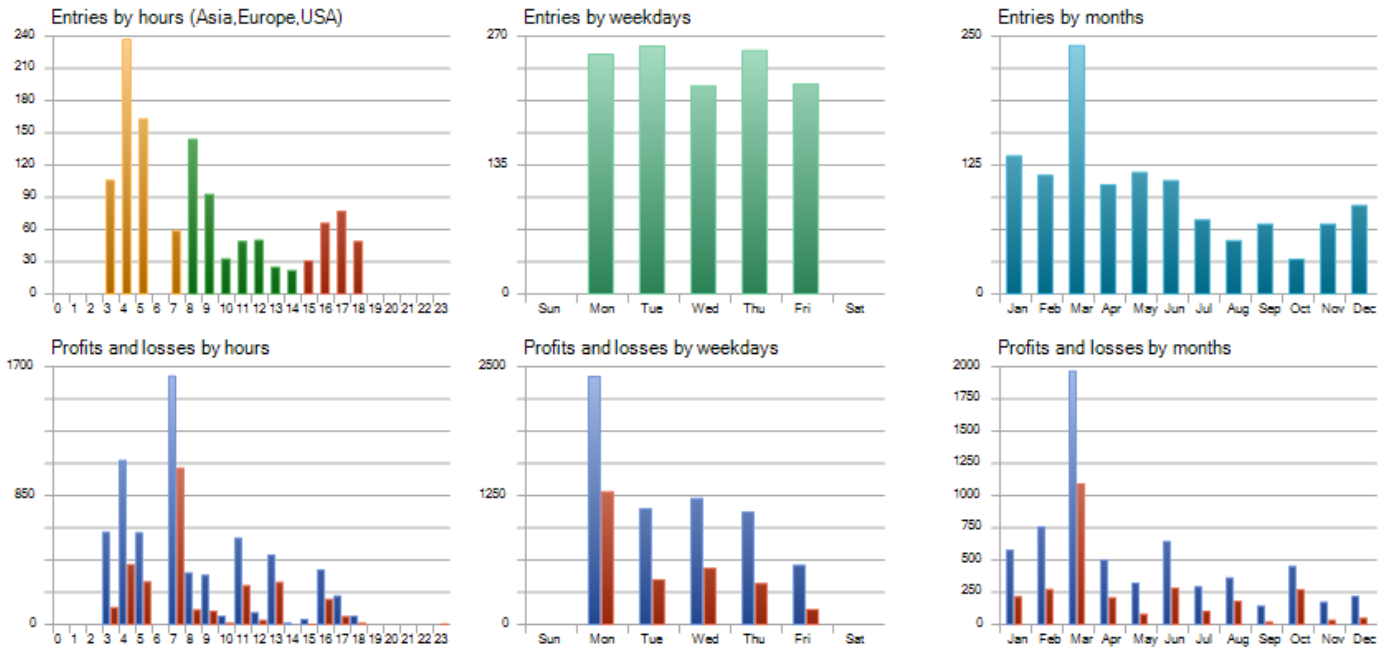
Expert: **Indices Master 2025P v1.3**
 Symbol: **HK50**
 Period: **M1 (2020.12.01 - 2022.07.01)**
 Inputs: **Category=-----Trade Management-----**
 inpIndicesMode=4
 inpLots=0.01
 inpMaxtrade=99
 inpMaxSpread=1000
 MAGICMA=20200222
Category2=-----Stop Trading New Series Period-----
 inpStopTradingFrom=1601510400
 inpStopTradingTo=1601510400
Category4=-----Manual Action-----
 inpLastTrade=false
 inpReupdateProfitTarget=false
 inpTrendAutoSwitch=false
Category5=-----Notification Setup-----
 inpNumOrderToReceiveNotification=18

Company: **FBS Inc**
 Currency: **USD**
 Initial Deposit: **2 000.00**
 Leverage: **1:500**

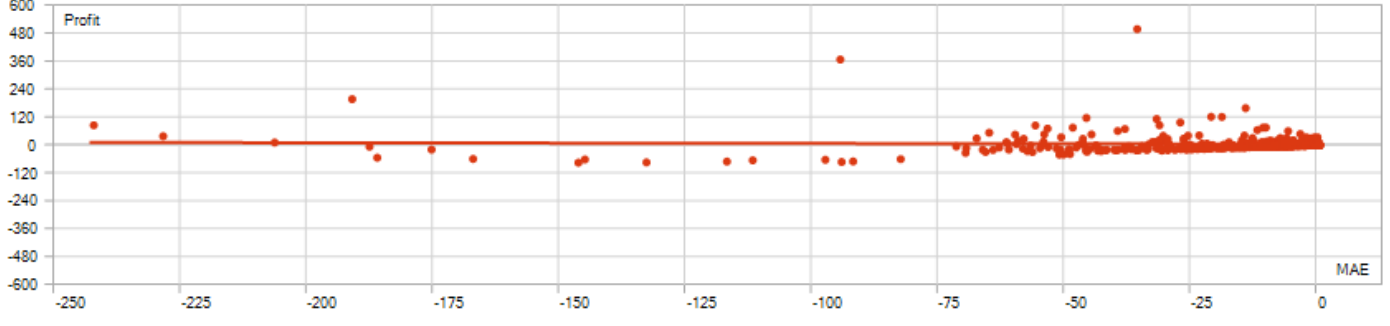
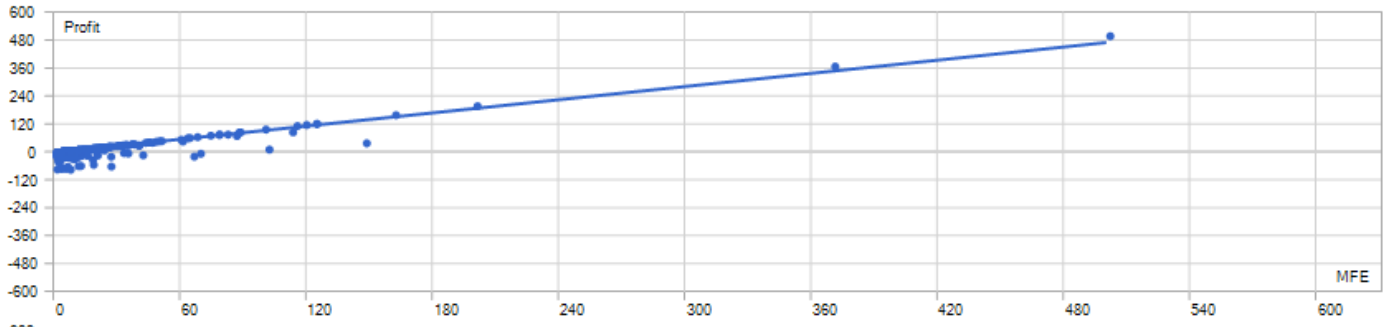
Results

History Quality: 97%	Ticks: 25076645	Symbols: 1
Bars: 313909	Balance Drawdown Absolute: 0.00	Equity Drawdown Absolute: 615.48
Total Net Profit: 3 598.55	Balance Drawdown Maximal: 850.10 (18.73%)	Equity Drawdown Maximal: 2 865.01 (63.08%)
Gross Profit: 6 416.80	Balance Drawdown Relative: 18.73% (850.10)	Equity Drawdown Relative: 63.08% (2 865.01)
Gross Loss: -2 818.25		
Profit Factor: 2.28	Expected Payoff: 2.99	Margin Level: 480.78%
Recovery Factor: 1.26	Sharpe Ratio: 1.29	Z-Score: -18.32 (99.74%)
AHPR: 1.0009 (0.09%)	LR Correlation: 0.99	OnTester result: 22
GHPR: 1.0009 (0.09%)	LR Standard Error: 120.32	
Total Trades: 1204	Short Trades (won %): 758 (74.01%)	Long Trades (won %): 446 (72.65%)
Total Deals: 2408	Profit Trades (% of total): 885 (73.50%)	Loss Trades (% of total): 319 (26.50%)
	Largest profit trade: 497.61	Largest loss trade: -74.05
	Average profit trade: 7.25	Average loss trade: -8.83
	Maximum consecutive wins (\$): 52 (106.77)	Maximum consecutive losses (\$): 16 (-850.10)
	Maximal consecutive profit (count): 1 201.06 (8)	Maximal consecutive loss (count): -850.10 (16)
	Average consecutive wins: 8	Average consecutive losses: 3

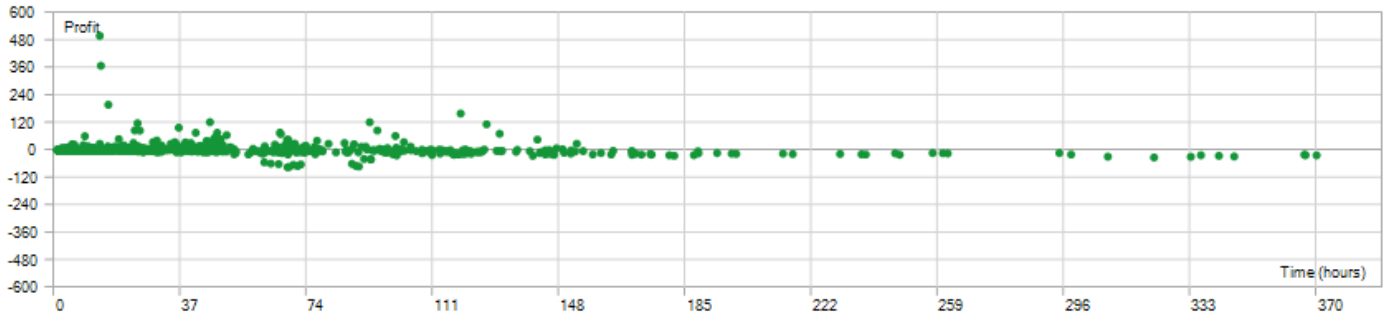




Correlation (Profits,MFE): **0.91** Correlation (Profits,MAE): **-0.03** Correlation (MFE,MAE): **-0.3922**



Minimal position holding time: **0:00:12** Maximal position holding time: **369:03:10** Average position holding time: **38:16:53**



Orders

Open Time	Order	Symbol	Type	Volume	Price	S / L	T / P	Time	State	Comment
2020.12.01 03:31:00	2	HK50	buy	0.01 / 0.01	0.00			2020.12.01 03:31:00	filled	Indices Master 2025P 1.3-1
2020.12.01 05:13:26	3	HK50	sell	0.01 / 0.01	0.00			2020.12.01 05:13:26	filled	tp 26563.97
2020.12.01	4	HK50	buy	0.01 / 0.01	0.00			2020.12.01 05:14:00	filled	Indices Master